

475

outboard sport yacht



inTrepid

One of a kind. One at a time.

475 Sport Yacht. The flagship of boating's first fleet.

Power boating simply does not get any better than this. Intrepid's pioneering sport yacht line offers a one-of-a-kind combination of customized yacht-class comfort with all the extra space and "point-the-bow-and-go" simplicity inherent in outboard power. Boating magazine's "Boat of the Year," this latest refinement of Intrepid's flagship 475 is the world's largest sport yacht. It includes a number of innovative new features while still offering the incomparable quality, performance and fuel efficiency that make these versatile outboards the new choice of discriminating boaters worldwide. Take the helm, power up onto plane and you'll be treated to a boating experience so smooth, quiet and precise it's unlike any that has come before. Step below and you'll be transported to a private and surprisingly spacious world of mega yacht luxury.



Pure luxury – in unmistakable Intrepid style.

At Intrepid, true luxury is achieved through a deliberate balance of simplicity and sophistication. It's the luxury of the confidence a captain feels at the helm of a vessel designed and built to deliver the most rewarding and carefree boating experience on the water. On the 475, this focus is revealed in the countless purposeful design innovations and "extra-mile" manufacturing details that make for exceptional durability and ease of operation over the long haul.

The distinctive styling and sleek lines are combined with a pioneering outboard configuration that provides nearly twice as much stowage, recreational and living space as found on an inboard of similar size. Yacht-class creature comforts are presented in a refreshingly bright and spacious ambiance of elegant simplicity. Precisely rigged and customized to your liking.

The contemporary galley is five cabinets wide, with a deep counter that can serve a buffet for twenty or a dinner for two. Features include your choice of Corian® countertops, side-by-side refrigerator-freezer, microwave, and optional stovetop. Built one precisely satisfied customer at a time, it all adds up to a seagoing luxury vessel that overnights six in signature Intrepid style. Unmistakably Intrepid.



At Intrepid, customization comes standard – choose your own upholstery, fabrics and finishes. Add optional multi-zone music, movies and gaming. Spread out on custom salon seating or an optional bow sun lounge.

The 475 galley features side-by-side refrigerator/freezer, hideaway sink, microwave, stovetop and Blum® self-closing stainless steel drawers. Finishes include Corian® countertops, and custom cabinetry in rich wood finishes.



A salon-like helm, with the latest amenities.

The topside arrangement is as plush and sociable as they come. The helm boasts commanding views through the standup windshield and a console with the latest flat-screen navigation equipment. Luxurious bridge deck lounge seating wraps around the helm, so the captain can easily converse with friends and family over the purr of multiple outboards while underway. No mere seating area, there's room for eight to mill about and mingle, and with a full wet bar, standard separate drink cooler, and optional air-conditioning, it's easy to keep the party in motion.

Aft of the helm, the cockpit offers 100-square-feet of wide open space ready to be rigged for your favorite activities. State-of-the-art dive boat, first-class fishing machine, or simply a broad sundeck for folding chairs and lounges, the 475 fulfills every desire. Install more permanent transom seating or an optional side dive door and all the tank racks, baitwells, rod holders and outriggers you need to do it up in style. Additional "captain's call" amenities include custom hull paint and upholstery, power helm seating, audio-video systems, underwater lighting, and thoughtful conveniences such as a hanging locker located just inside the companionway.



(Left) Custom lounge seating and optional bridge media center.

(Top right) Ergonomically designed console features the latest flat-screen multi-function electronics.



(Bottom right) Open bridge features C-shaped wraparound seating.

(Bottom left) Optional helm seating available.



(Opposite page) Aft deck features over 100 square feet of open space.



State-of-the-art accommodations. For up to six people.

A sliding pocket door reveals a stunningly spacious, family-friendly and elegantly understated cabin, including Intrepid's largest and most luxurious master stateroom yet. Not just a margin surrounding its queen-sized berth, it offers ample elbow room, under-berth stowage, a separate set of drawers, spacious hanging locker, and flat-screen TV. The forward stateroom is also a private, closed-door, queen-sized berth. The electronically convertible dinette/V-berth with privacy partition gives the 475 the ability to sleep two more in private comfort and style.

Finishes, features and appointments are best-of-class and can be customized with all the personal touches you desire. The media center accommodates the latest audio-visual systems. The salon offers space for guests to congregate, with generous "pass-by" space. The 6' 4" head is big enough to swing your elbows in and includes a separate shower room with a stall shower, or optional second commode.



(Left) Roomy head features enclosed standing stall shower, toiletry and linen storage, vanity, sink and private owner's entrance.

(Top right) Guest suite with queen berth.

(Bottom right) Master stateroom with queen berth features strategically positioned skylights and hullside windows that illuminate the room.



The advanced design and technology of another perfect day on the water.

Designed to maximize rigidity, stability and handling, the 475 travels on the latest refinement of our signature transverse stepped hull - the most advanced in the industry. Light-weight structural laminates enhance fuel-efficiency. The hand-laid engineered composite is a vacuum-bagged, resin infused combination of PVC core, precisely-oriented unidirectional fibers, knitted fabrics and Kevlar®. The result is a hull that is uniquely light yet stiff, strong and safe. Our obsessive commitments to quality, safety and customer support deliver the best boat owning experience on the water. Designed and built to provide maximum peace of mind, Intrepid goes well beyond industry standards in everything from hull strength to thoughtful, child and family-friendly features like spacious heads, sit-back-and-relax seating and strategically-placed grab rails to ensure the absolute comfort and security of you and your family.



The advantages of an outboard: more spacious, more efficient, more range.

The 475 offers nearly twice as much topside and interior space as comparable sized inboards. The cabin boasts an expansive galley, accommodates a second optional head, sports two private staterooms and an electrically convertible forward dinette/V-berth to sleep six in privacy and comfort.

In addition to all the stowage, recreational and living space afforded by the outboard configuration, engine noise and vibration are dramatically reduced. There's less smoke and fuel odor. The roar and shudder of inboard acceleration simply never happens. In all, outboards add the finishing touch of luxury, with fuel-efficiency and range increased by up to 50 percent.

The surefooted handling and precise response inspire total confidence. The hushed chorus of multiple outboards combines with aerodynamically neutral topside surfaces to reduce noise to "conversation level" even at speeds up to 55 mph. The hull form builds the trim in automatically. Bow rise is minimized, pitching and heeling are reduced, and the shallower draft means quiet seclusion in the shallower coves and anchorages an inboard vessel can't reach.



Over 20 years of refinement have created the most agile performance sport yacht on the water today. Intrepid's transverse stepped-hull and outboard motor technology provides a soft, dry, quiet and enjoyable ride while cruising or at full throttle.



(Left) Optional underwater hull lights.

(Top right) Spacious cockpit and helm area with optional teak deck.

(Bottom middle) Custom seating designed with wood-free, composite-backing and dry foam cushions, eliminates warping or water absorption.



Leading-edge design, technology and manufacturing techniques. A boat built precisely, one satisfied customer at a time.

- 1. Triple or quadruple engines, factory rigged and tested.
- 2. Standard dual dive platforms and boarding ladder fulfill the ‘means of solo re-boarding’ recommendation of the American Boat and Yacht Council, a safety essential other builders forego.

- 3. Convenient service platform in front of engines makes maintenance quick and simple; custom engine flushing system.
- 4. Standard transom door and gate lets swimmers out and your big catch in. Modeled to look like part of the boat, rather than an afterthought.

- 5. Removable rear bench seat (optional).
- 6. Aft re-circulating live baitwell.
- 7. Gas or diesel generator.
- 8. Traditional hullside dive door (optional).

- 17. Master Stateroom with queen berth, hanging locker, deck hatch above, and hullside port lights (hull windows).
- 18. Guest Suite with queen berth, hanging locker and hullside port lights (hull windows).

- 19. Private owner’s entrance to shower / head.
- 20. Head with separate shower includes teak grating, a built in seat, and natural light and ventilation. Plenty of stowage for towels and toiletries.
- 21. Side-by-side refrigerator and freezer.

- 22. Galley counter is wide and long, with sink under a sliding lid and optional stove top. Corian® countertops available in your choice of natural or faux stone patterns; self-closing Blum® drawers, all stainless steel, are below. A warren of cabinets stows all the necessities.



- 9. Cockpit hatches swing on hidden hinges providing massive stowage and great access while retaining the seamless Intrepid “stylistic theme.”
- 10. Walkaround steps to bow.

- 11. Wraparound lounge seating.
- 12. Captain’s A/C control and vents (optional).
- 13. Recessed self-venting fuel cap.
- 14. Optional helm seating.

- 15. Ergonomically designed console features provisions for the latest flat screen, multi-functional electronics (optional).
- 16. Flat panel television (optional).

- 23. A pair of skylights, a deck hatch, and four hullside portlights combine with a fiberglass headliner and cabin bulkhead to give this boat the brightest, airiest cabin of its type.

- 24. Wraparound seating for up to six adults with dinette table, perfect for a casual or formal meal. Relax and enjoy the salon’s entertainment system alone or with guests. Dinette table also converts to optional third queen berth.

- 25. Anchor chute, optional windlass with footswitches under hatch, and optional freshwater washdown in windlass compartment.

Standard Features

Standard fuel: 480 Gallons **Beam:** 13' 8" **Length:** 47' 6" **Water:** 100 Gallons

Side-by-side Refrigerator/Freezer

Transom Door

Dive Platforms

Tinned Wiring

Navigation Lights

Auto Bilge Pumps (4)

Digital 12v Breaker Panel Control System

Water Separation Fuel Filters (4)

Guttered Cockpit Hatches with Self Bailing Cockpit

PVC Foam Cored Vacuum-Bagged Non-woven Multi-directional and Uni-directional Fibers all Hand Laid

Deck and Springline Cleats

Wraparound Windshield

Integral Motor Bracket

Non-Skid Deck and Gunwales

Aluminum Fuel Tanks

Heavy Duty Vinyl Rubrail

Compass

Trim Tabs™

Pressurized Fresh Water System

Insulated Fishbox Port Aft with Thru Transom Ball Valve and Macerator

Raw Water Washdown

Dockside Fresh Water Inlet

Shore Power with Battery Charger

Folding Swim Ladder

Stainless Bow Plate with Anchor Chute

Forward Recessed Deck Skylights

Plexi Trim Package

475 Helm Station with Integrated Wet Bar

Electric Head

Large Private Head Compartment with Separate Shower

Galley with Sink and Microwave

Wood Veneered Cabinetry

Electric Hot Water Heater

Custom 55" Electric Helm Seat

Bedspreads and Pillow Shams

Corian® Countertops

Overboard Pump Out for Holding Tank

Cabin Lights with Dimmer Switches

Large Upholstered Forward Cabin Settee

Electrically Actuated Storage Compartment under Master's Queen Bed

Integrated Hullside Port Lights (9)

8 KW Diesel Generator with Separate 25 Gallon Fuel Tank

Dual System Air Conditioning for Cabin
(1 - 18,000 BTU & 1 - 7,000 BTU unit)

Large Central Storage Compartment under Bridge Deck

Insulated Cockpit Cooler with Overboard Drain

Windshield Wiper with Washer

Kevlar® Construction

Electric Stove Top

Cabin Sole with Teak and Holly

Large Master Stateroom with private Head Entry

Second Private Stateroom with closet

Stainless Blum® Drawers throughout the Cabin


All photographs shown are standard equipment.




The Intrepid transverse stepped hull – far and away the most advanced in the industry.




Teak lighted companionway steps.




Designer lighting.



EZ access battery and breaker panel.



Walk around lighted steps to bow.



EZ access multi-function electronics panel.



Standard transom door and swim platform.



Large spacious bridge seating.



Side-by-side refrigerator/freezer.



Conveniently located electrical control panel.



Blum® self-closing stainless steel drawers and Corian® countertops.



Discreet hatch hides fuel caps.



Natural light pours through thoughtfully positioned skylights.



LED navigation lighting.



Custom Intrepid T-handles secure gasketed hatches that remain silent.



Natural light pours through thoughtfully positioned windows.

Optional Equipment

A study in visual harmony, ingenious features and custom rigging. The unique beauty of the 475 is expressed in classic good looks, purposeful curves, and the subtle grace of a slight tumblehome design along the topside. Like every Intrepid, you can custom rig your craft for fishing, diving or cruising. On the 475, there's room for all these activities and more. The wide-open spaces on the bridge and cockpit provide recreational staging and storage areas no inboard can match. Add custom aft seating to accommodate even more guests in salon-like comfort. Our engineering and design team welcomes you into a collaborative customization process that results in exactly the boat you desire.

Heavy Duty Aluminum 1/2 Tower

Powdercoat Aluminum

Canvas Top with Lights

Custom Helm Seat Configurations

Two Color Hull Sides

Boot Stripe

Sheer Stripe

Accent Stripe

Painted Engines

Custom Color (entire boat)

Cockpit Coaming Bolsters

Transom Shower (hot and cold)

Cockpit Lights

Forward Deck Cushions

Removable Rear Bench Seating

Removable Cockpit Table

High / Low Electrically Actuated Cabin V-Berth Table

Outriggers

Re-Circulating Live Baitwell in Cockpit Sole

Rod Racks Under Gunwales

Rod Holders in Gunwales

Hullside Dive Door (Hinged down or hinged in)

Bow Thruster

Windlass with Remote Foot Switches

Rubrail with Stainless Steel Insert

Icemaker in Cockpit

Freshwater Washdown in Windlass Compartment

Fresh Water Engine Flush System

Portlight / Deck Hatch Glass Treatments

Customized Electronics / Audio /
Video / Navigational Packages

Fiberglass Arch

Cockpit Air Conditioning

Tow Package

Underwater Hull Lighting

Teak Decking

Full Enclosures

Canvas Covers


Center Above Deck Transom Live Baitwell
with Window and Lighting

Bottom Paint

12k Generator Upgrade

Water Maker

*All photographs shown are
optional equipment.*



Helm A/C.



Fiberglass arch.



Fresh water washdown in
windlass compartment.




Bridge deck refrigerator/icemaker.



Aft live baitwell.



Custom towing package.



Multi-zone custom
sound system.



Bow thruster.



Flat-surfaced walk around passageway with safety hand rails.



Forward deck cushion.



Full bridge enclosure.



Teak decks, outriggers and advanced marine radar systems and electronics.



Traditional hullside dive door.



Triple or quadruple outboards. Factory rigged and tested.

intrepid[®]

One of a kind. One at a time.

11700 Belcher Road South, Largo, Florida 33773 954-922-7544 Fax 954-922-3858 www.intrepidpowerboats.com



300 Center Console



310 Walk Around



323 Center Console



323 Cuddy



350 Center Console



350 Walk Around



370 Center Console



370 Cuddy



390 Sport Yacht



400 Cuddy



430 Sport Yacht



475 Sport Yacht



*Specifications are subject to change without notice. Please note: Intrepid reserves the right to make changes at any time, without notice, in design, materials, colors, equipment, prices, and to discontinue models. Photographs shown are for illustration purposes only and may show items that are optional equipment, special décor or custom ordered.

IKY Interiors by:
yacht design

MERCURY
Outboards

ULA INT389 10/08 1.5M